

Prelude, architectural recessed IP67 high frequency fluorescent luminaire. Prelude is the ideal solution for continuous line illumination, with its sleek style and subtle diffused light. Prelude can also be mounted as a singular module and recessed into a wall, ceiling or floor. Prelude is Ideal for exterior applications, including building facades, walkways and pedestrian area illumination etc.

Exterior Recessed Luminaires



PMMA diffuser



Monolithic glass diffuser

Features:

- IP67 (dust tight & temporary water immersion)
- IK9 (10 joule) shock resistance
- Single T5 high efficiency (HE) or high output (HO) linear fluorescent light sources
- High frequency (HF) control gear ●●
- Recessed wall mounting (asymmetric extra clear monolithic glass diffuser only)
- Recessed floor mounting walk over safe 1000kg (extra clear monolithic glass diffuser only)
- Recessed ceiling mounting, (PMMA diffuser only and must be used with ceiling mounted support cables)
- All options to be used in conjunction with recessed housing (see page 2)
- Simple fixing lever system to secure Luminaire to housing
- IP 67 cable gland, pre-wired with 500mm length H05RN-F 3x1mm
- Corrosion resistant

Options

- Symmetric satin anti-vandal PMMA (4mm) diffuser
- Asymmetric or symmetric extra clear monolithic glass (8mm) diffuser
- Singular or continuous recessed mounting options (recessed mounting continuous bracket included)
- Dimmable control gear available on request
- Stainless steel Recessed mounting's available on request

Material:

- Body: extruded aluminium
- Head: die-cast aluminium
- Lens: PMMA (4mm) or Monolithic glass (8mm)

Finish:

- Lens: satin (PMMA only) or clear

Prelude

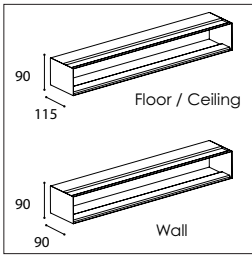
Lamp type (Supplied)	Length (L)	Ordering Code			
		Monolithic glass floor (symmetric)	Monolithic glass floor (asymmetric)	PMMA ceiling (symmetric)	Monolithic glass wall (asymmetric)
High efficiency (HE)					
1 x 549mm 14w T5 HE (G5)	614	ORP 1114	ORP 2114	ORP 3114	ORP 4114
1 x 849mm 21w T5 HE (G5)	914	ORP 1121	ORP 2121	ORP 3121	ORP 4121
1 x 1149mm 28w T5 HE (G5)	1214	ORP 1128	ORP 2128	ORP 3128	ORP 4128
1 x 1449mm 35w T5 HE (G5)	1514	ORP 1135	ORP 2135	ORP 3135	ORP 4135
High output (HO)					
1 x 549mm 24w T5 HO (G5)	614	ORP 1124	ORP 2124	ORP 3124	ORP 4124
1 x 849mm 39w T5 HO (G5)	914	ORP 1139	ORP 2139	ORP 3139	ORP 4139
1 x 1449mm 49w T5 HO (G5)	1514	ORP 1149	ORP 2149	ORP 3149	ORP 4149
1 x 1149mm 54w T5 HO (G5)	1214	ORP 1154	ORP 2154	ORP 3154	ORP 4154
1 x 1449mm 80w T5 HO (G5)	1514	ORP 1180	ORP 2180	ORP 3180	ORP 180
Accessories		Ordering Code			
Ceiling support cables (per pair)		OPRA X			



These luminaires are designed to comply with EN 60598-1 (BS 4533:101)

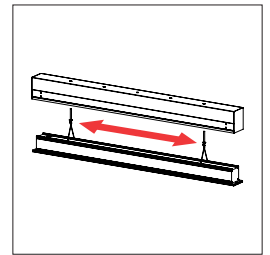


Exterior Recessed Luminaires

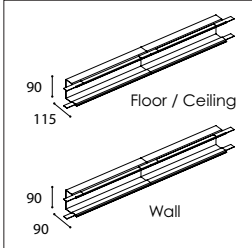


Single recessed housing

Wattage	Length in mm	Ordering Code	
		Wall	Ceiling / floor
14w / 24w	614	ORPW 11	ORPC 11
21w / 39w	914	ORPW 12	ORPC 12
28w / 54w	1214	ORPW 13	ORPC 13
35w / 49w / 80w	1514	ORPW 14	ORPC 14

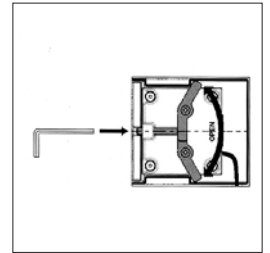


Ceiling support cables

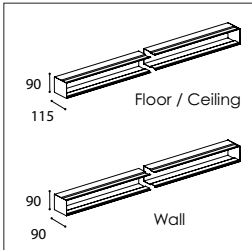


Continuous recessed housing

Wattage	Length in mm	Ordering Code	
		Wall	Ceiling / floor
14w / 24w	612	ORPW 21	ORPC 21
21w / 39w	912	ORPW 22	ORPC 22
28w / 54w	1212	ORPW 23	ORPC 23
35w / 49w / 80w	1512	ORPW 24	ORPC 24

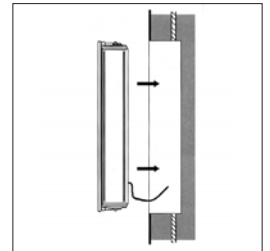


Locking Mechanism



End recessed housing

Wattage	Length in mm	Ordering Code	
		Wall	Ceiling / floor
14w / 24w	614	ORPW 31	ORPC 31
21w / 39w	914	ORPW 32	ORPC 32
28w / 54w	1214	ORPW 33	ORPC 33
35w / 49w / 80w	1514	ORPW 34	ORPC 34



Wall mounting

N.B. When ordering a continuous system ensure you order the recessed housing for the start and end of your line. One housing can contain one prelude luminaire.

