

Universal Surface Ceiling Luminaires

Lynx Occupancy, IP44 low energy compact fluorescent wall/ceiling luminaire. Features an innovative twist on/off trim and durable polycarbonate body. Ideal for staircases, corridors, porches, bathrooms, stores etc.



Features:

- IP44 (resists dirt ingress & splash proof)
- Low energy compact fluorescent light source
- High frequency (HF) control gear ●●
- Integral D-tect occupancy/light sensor (see page 2) ●●●●
- Wall or ceiling mounting
- Corrosion resistant
- Bayonet twist on/off trim for ease of maintenance
- Besa box provision

Options:

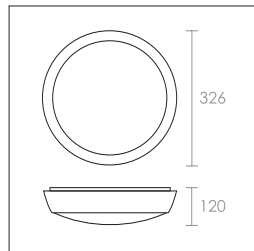
- Integral 3hr. maintained emergency (E3) ●●

Material:

- Body: polycarbonate
- Lens: polycarbonate

Finish:

- Body: white, chrome
- Lens: opal



Lynx Occupancy

Lamp type (Supplied)	Ordering Code	
	High Frequency (HF)	Emergency (E3) (integral gear)
1 x 28w TC-DD (GR10q)	SUL 3/28†/M	E3-SUL 3/28†/M
1 x 38w TC-DD (GR10q)	SUL 3/38†/M	

† Suffix colour code: WH - white, CH - chrome (e.g. SUL 2/16WH/M)



These luminaires are designed to comply with EN 60598-1 (BS 4533:101) Emergency EN 60598.2.22 (BS 4533:102.22)



Energy Saving Controls

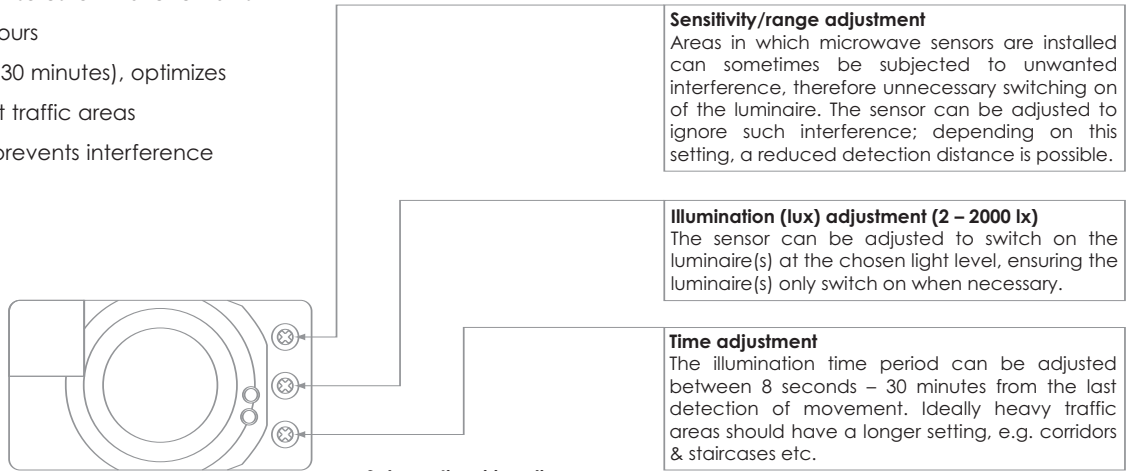
The Ultimate Sustainable Energy Saving Device

The D-TECT integral occupancy/light sensor ensures areas are only illuminated when occupied, or daylight diminishes below the required level. D-TECT possesses all the features of a PIR occupancy/light sensor, but with additional advanced microwave technologies. D-TECT master luminaires are capable of controlling slave luminaires up to a maximum total load of 500VA.

Features:

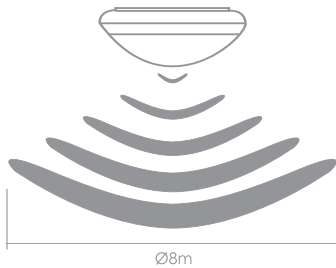
- Unobtrusive, no external indication that the area is being controlled
- Illumination (lux) adjustment, ensures luminaire remains switched off during daylight hours
- Time adjustment (8 seconds – 30 minutes), optimizes energy saving in heavy or light traffic areas
- Sensitivity/range adjustment, prevents interference from unnatural movement.

The adjustment dials are used to adjust the sensitivity/range, illumination (lux) and time.



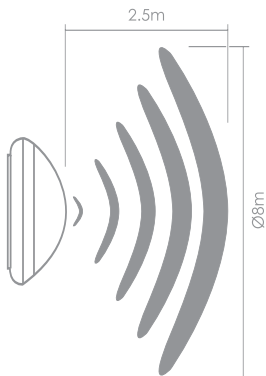
Detection distances

Ceiling Mounting



The sensor will cover a floor area of approximately 8m in diameter at an installed height of 2.5m.

Wall mounting



Please note the master luminaire(s) should not be positioned within 1m of ventilation equipment or fixed to a vibrating surface.

Schematic wiring diagram

Voltage 220–240v / 50–60Hz | Capable of controlling slave luminaires (max 500VA)

Potential savings example

Luminaire type	Existing lighting system		Controlled lighting system (D-TECT)	
	Typical 1 x 28w low energy luminaire (Switchstart control gear (type B2))	D-TECT 1 x 28w Master luminaire (High frequency control gear (type A2))	1 x 28w Slave luminaire (High frequency control gear (type A2))	
Quantity	200	70	130	
Total luminaire power (W)	36	29	29	
Total lighting system power (W)	7200	2030	3770	
Hours of illumination per day	24	5.5	5.5	
Energy consumption (kWh per day)	172.80	11.17	20.74	
Grand total (kWh)	172.80		31.91	
Grand total (kWh per year)	63072		11647.15	
Price per kWh	£0.10		£0.10	
Annual energy cost (£)	£6307.20		£1164.72	
Annual operating cost of existing system (£):			£6307.20	
Annual operating cost of controlled system (D-TECT):			£1164.72	
Energy saving (%):			81.5%	
Energy saving (£):			£5142.48	