

LED Downlighters

Eclissi, contemporary low voltage LED luminaire. Features compact, high output, energy efficient LED light sources (1w LED (350mA) or 3w LED (700mA)). Eclissi's 30° adjustable head and choice of beam angle provides complete and flexible display lighting solutions. Ideal for use in prestigious interior areas.



Features:

- High Output LED light source (3 x 1w 350mA/ 3 x 3w 700mA)
- High Output RGB LED light source (3 x 1w 350mA/ 3 x 3w 700mA)
- Low power consumption (energy efficient)
- Low surface temperatures
- Adjustable 30° tilting head
- Precision heatsink allows for advanced thermal management
- Recessed mounting
- Easy to install via ceiling retaining clips
- Contemporary design
- To be used in conjunction with external driver unit

Options:

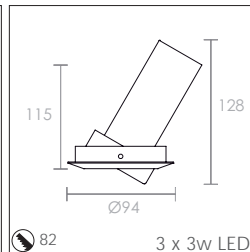
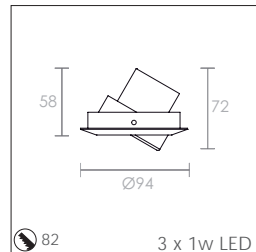
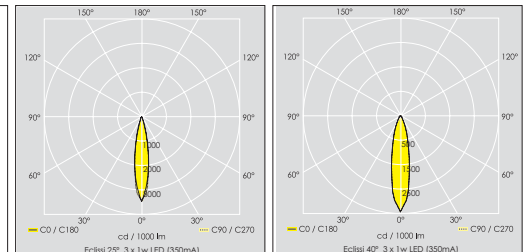
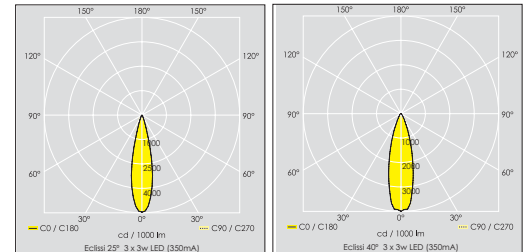
- Warm white, natural white, cool white, RGB LEDs
- Symmetrical 25° or 40° beam angles

Material:

- Body: aluminium
- Lens: glass

Finish:

- Body: chrome or White



Eclissi

Lamp type (Supplied)	Beam	Ordering Code			
		Warm white	Natural white	Cool white	RGB
LED units					
3 x 1w LED (350mA)	25°	MS L0055001	MS L0055002	MS L0055003	MS L0055004
3 x 1w LED (350mA)	40°	MS L0055101	MS L0055102	MS L0055103	MS L0055104
3 x 3w LED (700mA)	25°	MS L0055201	MS L0055202	MS L0055203	
3 X 3w LED (700mA)	40°	MS L0055301	MS L0055302	MS L0055303	

Eclissi Housing		Ordering Code
Chrome housing		MS 15299
White housing		MS 15288

Please note that BOTH LED unit and Eclissi housing must be ordered to make complete luminaire



These luminaires are designed to comply with EN 60598-1 (BS 4533:101)

