



















## Technical Characteristics

The following symbols are used throughout our datasheets to depict specific technical characteristics of the luminaire giving guidance on how it may be utilised.

Symbol	
	Class I - The luminaire is insulated and earthed. If the insulation protection ceases to be effective, accessible metal parts of the fitting will be protected by the earth. In case of fault: protection by power supply switch-off by overcurrent protection devices.
	Class II - These luminaires offer higher standards of electrical safety. With reinforced or double insulation, they do not need earth protection. In case of fault: the added insulation provides double protection for exposed metal parts.
	Class III - The luminaire is intended for use with low voltages, max 50v in conformity with SELV (Safety Extra Low Voltage). In case of fault: protection due to the voltage of 12v being, in effect, not dangerous.
	CE Mark - All electrical equipment must bear the CE mark as made mandatory on the 1st January 1997. Products must be tested by an independent body and conform to safety requirements.
	F Mark - Luminaire suitable for direct mounting on combustible/ flammable surfaces
	Minimum Distance - This is the minimum distance between the luminaire and lit object
	Integrated Emergency Lighting - Various luminaires can be supplied complete with 3 hour self contained maintained/non-maintained emergency lighting gear. Emergency options are shown in Green throughout the datasheets.
	Remote Emergency Lighting - A Remote Emergency Option. Emergency options are shown in Green throughout the datasheets.
	Self Test Emergency - Integral self test
	External Ignitor - Luminaire has an ignitor incorporated within, ensure lamps display this symbol
	Internal Ignitor - Luminaire has no ignitor therefore requires an ignitor built in to the lamp, ensure lamps display this symbol
	Horizontal Rotation - Angle of rotation on the adjustable luminaires
	Besa Box Mounting
	Electrical Transformer - Luminaire comes complete with
	Vertical Double Tilt
	Vertical Tilt
	Cutout
	IP Rating (See TD20-04/07)